



RED HAT ACCESS

THE FUTURE OF SUBSCRIPTION SERVICES

Kyle Benson

Technical Marketing Manager

kbenson@redhat.com

[@kyleabenson](https://twitter.com/kyleabenson)

**“IT IS ALWAYS INSPIRING TO HELP CUSTOMERS
USE OUR SOLUTIONS IN A WAY THAT GIVES
THEIR BUSINESSES A COMPETITIVE
ADVANTAGE AND HELPS THEM LOWER COSTS
AT THE SAME TIME.”**

Marco Bill Peter

Vice President, Customer Experience & Engagement



WHERE WE'VE BEEN

The Guidance, Stability, and Security You Need

Confidently deploy enterprise-ready solutions in your mission-critical environments.

Subscription Value

Award-winning, Industry-leading Resources

The Red Hat Customer Portal delivers the knowledge, expertise, and guidance available to customers through their Red Hat subscription.



The Year's Ten Best Web Support Sites



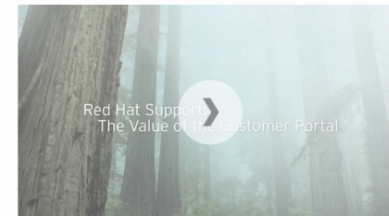
The Year's Ten Best Web Support Sites



The Year's Ten Best Web Support Sites



The Year's Ten Best Web Support Sites

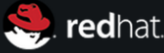


Learn more about your Red Hat subscription and the Customer Portal in this video.

KNOWLEDGE

SUBSCRIPTIONS DOWNLOADS SUPPORT CASES

🔍 👤 Kyle Benson 🌐

 **redhat.** | CUSTOMER PORTAL

Products & Services Tools Security Community


Products & Services > Knowledgebase > Solutions > How to register and subscribe a system to the Red Hat Customer Portal using Red Hat Subscription-Man...

How to register and subscribe a system to the Red Hat Customer Portal using Red Hat Subscription-Manager

🕒 Updated November 18 2014 at 10:08 AM

ISSUE

- How to register a new Red Hat Enterprise Linux system to the Customer Portal using Red Hat Subscription-Manager
- How to un-register a system using Red Hat Subscription-Manager
- How to register a Red Hat Enterprise Linux server to a specific subscription using its pool-id
- How to update or migrate registered server from RHN Classic to RHSM?
- What is Subscription-Manager and how do I register a RHEL system so that I can install packages or updates with yum?
- How do I register my system to RHSM using Subscription-Manager, to be able to install packages using yum?
- We are not able to install the packages from yum, how to register a system to RHSM to access the packages?
- I'm trying to find rhn_register with RHEL 7.0 but it's missing. How do I register a RHEL7 server for updates?
- How to register with rhsm

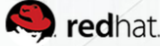
RATE  Average: 4.2 (10 votes)

FOLLOW

[Edit notification preferences](#)

SECURITY

SUBSCRIPTIONS DOWNLOADS SUPPORT CASES

 **redhat.** | CUSTOMER PORTAL

[Products & Services](#) [Tools](#) [Security](#) [Community](#)

THE VALUE OF A SUBSCRIPTION

Security is About More Than Code

At Red Hat, stable code is backed by a strong security team.

[LEARN MORE](#)

The Red Hat Customer Portal delivers the knowledge, expertise, and guidance available through your Red Hat subscription.

[LOG IN](#)

Search the Knowledgebase

Enter Your Search Term

CERTIFICATIONS



CUSTOMER
PORTAL

[Products & Services](#)

[Tools](#)

[Security](#)

[Community](#)

ECOSYSTEM

Certified by Red Hat

Products and services tested, supported, and certified to perform with Red Hat technologies.

Certification



Certified Hardware

Ensure your Red Hat solution is running on tested, verified, and supported hardware.

[BROWSE CERTIFIED HARDWARE](#)

[Browse by Red Hat Product](#)



Certified Software

Find third-party software solutions tested specifically on the Red Hat platform.

[BROWSE CERTIFIED SOFTWARE](#)

[Browse by Red Hat Product](#)



Certified Cloud Providers

Certified Cloud Providers offer public, trusted clouds to run your application on Red Hat technologies.

[BROWSE CERTIFIED CLOUD PROVIDERS](#)

[Browse by Region](#)

The image features a solid red background with a diagonal split. The top-left and bottom-right corners are cut off by a dark red diagonal line, revealing a grey, cloudy sky. In the center, the text "RED HAT ACCESS" is written in a bold, white, sans-serif font. The background also features a faint, red-tinted image of a landscape with a body of water and a forest of trees.

RED HAT ACCESS

RED HAT ACCESS LABS

Created to help solve unique problems, a new way to look at our content, and intended to be used regularly

The screenshot shows the Red Hat Customer Portal interface. At the top, there is a navigation bar with the Red Hat logo and 'CUSTOMER PORTAL' text. Below this, there are menu items: 'Products & Services', 'Tools', 'Security', and 'Community'. A breadcrumb trail indicates the current location: 'Labs > Registration Assistant > RHEL7 - All Updates'. The main heading is 'Registration Assistant', with a 'Leave a comment' link and two tabs: 'INFO' and 'APPLICATION'. On the left, there are three filter sections: 'Registration Technology' with 'SUBSCRIPTION' and 'CLASSIC' options; 'Registration Service' with 'CUSTOMER PORTAL', 'SATELLITE 6', and 'SAM' options; and 'Registration Process' with 'INTERACTIVE' and 'KICKSTART' options. The main content area is titled 'Registering a System' and 'Red Hat Enterprise Linux 7 - All Versions'. It includes the text 'To register interactively with the Red Hat Subscription Management Portal service, run:' followed by a terminal command: `subscription-manager register --username <username> --password <password> --auto-attach`. At the bottom, there is a link to 'How to register and subscribe a system to the Red Hat Customer Portal using Red Hat Subscription Management (RHSM)'.

RED HAT ACCESS INSIGHTS

ACTIONABLE INTELLIGENCE


1,000,000 solved cases



30,000 Unique Solutions



700 Engineers Globally



RULES ENGINE


1,000,000 solved cases



30,000 Unique Solutions

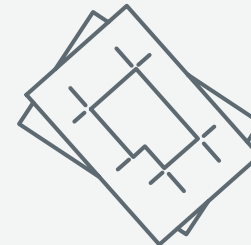
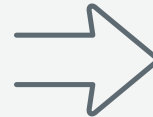



700 Engineers Globally

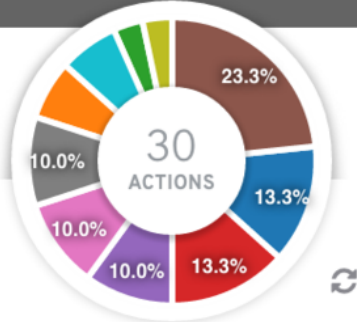


CLIENT RPM

Uploads less than %5 of data submitted with a normal support ticket via sosreport



- Account Number 540155
- Overview
- Stability (6)
- Security (30)**
- Performance (5)
- Systems
- Rules
- Configuration



Use this chart to drill down and discover problems within your organization.

There are **30** security action(s) detected from systems in your organization.

Security

Overview / Security

- INFO
- WARN
- ERROR

Groups: All

Section	Sev	Count	
GHOST: glibc vulnerability (CVE-2015-0235)	ERROR	4	Hide
ntp CVE-2014-9293, 4, 5 & 6	WARN	2	Hide
CVE-2014-6271, CVE-2014-7169 (Shellshock)	ERROR	1	Hide
udisks security update	WARN	4	Hide
GnuTLS buffer overflow	WARN	3	Hide
CVE-2014-0160 (Heartbleed)	ERROR	7	Hide
httpd POODLE SSLv3.0 vulnerability	WARN	3	Hide
Apache weak ciphers enabled	INFO	3	Hide
CVE-2014-0224 (CCS Injector)	ERROR	1	Hide
Turla malware detected	ERROR	2	Hide

[Back to Overview](#) or Press Esc



HELP US HELP YOU

AVAILABILITY

Launch at Red Hat Summit for:

RED HAT®
ENTERPRISE LINUX®

RED HAT®
SATELLITE

Early Adopter Program for:

RED HAT®
CLOUD
INFRASTRUCTURE

GET INVOLVED

Help us continue to develop Red Hat's first proactive systems management service

Contact us <mailto:insights@redhat.com>

Test out Red Hat Access Insights <https://access.redhat.com/insights/>

See us in the back of Exhibit Hall A under 'Red Hat Access Insights

Explore Red Hat Access Labs: access.redhat.com/labs/



redhat.®

THANK YOU!