



Red Hat Decision Manager 7.8

Release notes for Red Hat Decision Manager 7.8

Release Note

Red Hat Decision Manager 7.8 Release notes for Red Hat Decision Manager 7.8

Release Note

Enter your first name here. Enter your surname here.

Enter your organisation's name here. Enter your organisational division here.

Enter your email address here.

法律上の通知

Copyright © 2022 | You need to change the HOLDER entity in the en-US/Release_notes_for_Red_Hat_Decision_Manager_7.8.ent file |.

The text of and illustrations in this document are licensed by Red Hat under a Creative Commons Attribution–Share Alike 3.0 Unported license ("CC-BY-SA"). An explanation of CC-BY-SA is available at

<http://creativecommons.org/licenses/by-sa/3.0/>

. In accordance with CC-BY-SA, if you distribute this document or an adaptation of it, you must provide the URL for the original version.

Red Hat, as the licensor of this document, waives the right to enforce, and agrees not to assert, Section 4d of CC-BY-SA to the fullest extent permitted by applicable law.

Red Hat, Red Hat Enterprise Linux, the Shadowman logo, the Red Hat logo, JBoss, OpenShift, Fedora, the Infinity logo, and RHCE are trademarks of Red Hat, Inc., registered in the United States and other countries.

Linux[®] is the registered trademark of Linus Torvalds in the United States and other countries.

Java[®] is a registered trademark of Oracle and/or its affiliates.

XFS[®] is a trademark of Silicon Graphics International Corp. or its subsidiaries in the United States and/or other countries.

MySQL[®] is a registered trademark of MySQL AB in the United States, the European Union and other countries.

Node.js[®] is an official trademark of Joyent. Red Hat is not formally related to or endorsed by the official Joyent Node.js open source or commercial project.

The OpenStack[®] Word Mark and OpenStack logo are either registered trademarks/service marks or trademarks/service marks of the OpenStack Foundation, in the United States and other countries and are used with the OpenStack Foundation's permission. We are not affiliated with, endorsed or sponsored by the OpenStack Foundation, or the OpenStack community.

All other trademarks are the property of their respective owners.

概要

This document contains release notes for Red Hat Decision Manager 7.8.

目次

PREFACE	4
第1章 PRODUCT OVERVIEW	5
第2章 NEW FEATURES	6
2.1. BUSINESS CENTRAL	6
2.1.1. Business Central UI updates	6
2.1.2. Enhancement to export to excel	6
2.1.3. Code completion for FEEL expressions improvement in Decision Model and Notation (DMN) designer	6
2.1.4. Support for metadata attributes in BPMN modeler	6
2.1.5. Support for Security Management actions and updating space components using the REST API	6
2.1.6. Test Scenarios	8
2.2. DECISION ENGINE	8
2.2.1. Executable model lambda externalization optimization	8
2.3. RED HAT BUSINESS OPTIMIZER	8
2.3.1. Red Hat Business Optimizer Constraint Streams API	8
2.3.2. Automatic KIE Server task assigning	8
2.3.3. Vehicle route planning starter application	8
2.4. RED HAT OPENSIFT CONTAINER PLATFORM	8
2.4.1. Support for deployment on Red Hat OpenShift Container Platform 4.5	8
2.4.2. Custom image creation for KIE Server on Red Hat OpenShift Container Platform	9
2.4.3. SSH authentication for Git hooks on Red Hat OpenShift Container Platform 4.x	9
2.4.4. Metering labels for images in Red Hat OpenShift Container Platform	9
第3章 SUPPORT AND COMPATIBILITY	10
3.1. FUSE INTEGRATION	10
3.2. SUPPORT FOR RED HAT JBOSS ENTERPRISE APPLICATION PLATFORM 7.3	10
3.3. SUPPORT FOR RED HAT JBOSS WEB SERVER 5.3	10
第4章 DEPRECATED COMPONENTS	11
4.1. LEGACY TEST SCENARIOS TOOL	11
4.2. SUPPORT FOR RED HAT OPENSIFT CONTAINER PLATFORM 3.X	11
4.3. LEGACY PROCESS DESIGNER	11
第5章 TECHNOLOGY PREVIEW	12
5.1. RED HAT OPENSIFT CONTAINER PLATFORM 4.X DEPLOYMENT ON RESTRICTED NETWORKS	12
5.2. DEPLOYING A HIGH-AVAILABILITY AUTHORIZING ENVIRONMENT ON RED HAT OPENSIFT CONTAINER PLATFORM 4.X	12
5.3. OPENSIFT OPERATOR INSTALLER WIZARD	12
第6章 KNOWN ISSUES IN RED HAT DECISION MANAGER 7.8.0	13
6.1. BUSINESS CENTRAL	13
6.2. INSTALLER	15
6.3. DMN DESIGNER	15
6.4. RED HAT BUSINESS OPTIMIZER	16
6.5. RED HAT OPENSIFT CONTAINER PLATFORM	16
第7章 FIXED ISSUES IN RED HAT DECISION MANAGER 7.8.0	18
7.1. BUSINESS CENTRAL	18
7.2. DECISION ENGINE	18
7.3. RED HAT OPENSIFT CONTAINER PLATFORM	18
7.4. DMN DESIGNER	18
第8章 KNOWN ISSUES IN RED HAT DECISION MANAGER 7.8.1	19

8.1. BUSINESS CENTRAL	19
8.2. INSTALLER	21
8.3. FORM MODELER	21
8.4. RED HAT OPENSIFT CONTAINER PLATFORM	22
第9章 FIXED ISSUES IN RED HAT DECISION MANAGER 7.8.1	23
9.1. BUSINESS CENTRAL	23
9.2. DECISION ENGINE	23
9.3. INSTALLER	23
9.4. OFFLINE MAVEN REPOSITORY	23
9.5. RED HAT OPENSIFT CONTAINER PLATFORM	24
付録A VERSIONING INFORMATION	25

PREFACE

These release notes list new features, features in technology preview, known issues, and issues fixed in Red Hat Decision Manager 7.8.


第1章 PRODUCT OVERVIEW

Red Hat Decision Manager is an open-source decision management platform that combines business rules management, complex event processing, Decision Model & Notation (DMN) execution, and Business Optimizer for solving planning problems. It automates business decisions and makes that logic available to the entire business.

Business assets such as rules, decision tables, and DMN models are stored in a central repository. This ensures consistency, transparency, and the ability to audit across the business. Business users can modify business logic without requiring assistance from IT personnel.

Red Hat Decision Manager 7.8 provides increased stability, several fixed issues, and new features.

Red Hat Decision Manager is fully supported on Red Hat OpenShift Container Platform and can be installed on various platforms.



注記

Red Hat Decision Manager requires Java 8 or later.

For information about the support policy for Red Hat Decision Manager, see the [Release maintenance plan for Red Hat Decision Manager 7.x and Red Hat Process Automation Manager 7.x](#).

第2章 NEW FEATURES

This section highlights new features in Red Hat Decision Manager 7.8.

2.1. BUSINESS CENTRAL

2.1.1. Business Central UI updates

The following list provides a summary of the Business Central UI updates:

- Ability to customize rule name and view **Rule Name** column in a guided decision table
- Ability to specify default values for the new rows in a guided decision table
- Ability to process multiple worksheet decision tables in a spreadsheet workbook

For more information, see [Designing a decision service using guided decision tables](#) and [Designing a decision service using spreadsheet decision tables](#).

2.1.2. Enhancement to export to excel

Support for expressions, multiple BRL columns, and rule order hit policy is now available when a guided decision table is exported to excel. For more information, see [Designing a decision service using guided decision tables](#).

2.1.3. Code completion for FEEL expressions improvement in Decision Model and Notation (DMN) designer

When typing a FEEL expression in the boxed literal expression editor, you can now see node names appear as suggestions that you can apply to complete the expression if required.


2.1.4. Support for metadata attributes in BPMN modeler

You can now use **Metadata Attributes** property and manage the generic attributes of a business process. For more information, see [Process designer Business Process Model and Notation \(BPMN2\) reference guide](#).

2.1.5. Support for Security Management actions and updating space components using the REST API

You can now perform **Security Management** actions and update space components using the REST API:

- Update **description**, **owner**, and **defaultGroupId** of a space

 [PUT] /spaces

- Return all groups in Business Central

 [GET] /groups

- Create a group in Business Central

-

■ [POST] /groups

- Delete a specified group from Business Central

■ [DELETE] /groups/{groupName}

- Return all roles in Business Central

■ [GET] /roles

- Return all users in Business Central

■ [GET] /users

- Return all groups assigned to a specified user

■ [GET] /users/{userName}/groups

- Return all roles assigned to a specified user

■ [GET] /users/{userName}/roles

- Create a specified user with specified roles and groups

■ [POST] /users

- Change the password of a specified user

■ [Post] /users/{userName}/changePassword

- Delete a specified user from Business Central

■ [DELETE] /users/{userName}

- Override the existing groups assigned to a specified user with new groups

■ [POST] /users/{userName}/groups

- Override the existing roles assigned to a specified user with new roles

■ [POST] /users/{userName}/roles

- Return all permissions granted to a specified group

■ [GET] /groups/{groupName}/permissions

- Return all permissions granted to a specified role

■ [GET] /roles/{roleName}/permissions

- Return all permissions granted to a specified user

[GET] /users/{userName}/permissions

- Update the permissions of a specified group

[Post] /groups/{groupName}/permissions

- Update the permissions of a specified role

[Post] /roles/{roleName}/permissions

For more information, see [Interacting with Red Hat Decision Manager using KIE APIs](#)

2.1.6. Test Scenarios

The test scenarios designer in Business Central now supports the enumeration data type in rule-based test scenarios.

2.2. DECISION ENGINE

2.2.1. Executable model lambda externalization optimization

The new executable model optimization improves memory consumption at runtime. It rewrites how the lambdas are generated that are used in the executable model. The lambda externalization is enabled by default. To disable the lambda externalization, use the following key:

-Ddrools.externaliseCanonicalModelLambda=false

For more information, see [Decision engine in Red Hat Decision Manager](#).

2.3. RED HAT BUSINESS OPTIMIZER

2.3.1. Red Hat Business Optimizer Constraint Streams API

The Constraint Streams API is now fully supported.

2.3.2. Automatic KIE Server task assigning

KIE Server optimization and business process management capabilities are integrated so human tasks that belong to a process can be automatically assigned to users based on continuous schedule optimization planning.

2.3.3. Vehicle route planning starter application

The vehicle route planning starter application includes user interface improvements, server error reporting, and a new run script.

2.4. RED HAT OPENSIFT CONTAINER PLATFORM

2.4.1. Support for deployment on Red Hat OpenShift Container Platform 4.5

You can now deploy Red Hat Decision Manager on Red Hat OpenShift Container Platform 4.5.

2.4.2. Custom image creation for KIE Server on Red Hat OpenShift Container Platform

You can now create and use custom KIE Server images with additional JAR or RPM packages. For more information about creating custom images, see [Creating custom images for KIE Server](#) in **Deploying a Red Hat Decision Manager environment on Red Hat OpenShift Container Platform using Operators**.

2.4.3. SSH authentication for Git hooks on Red Hat OpenShift Container Platform 4.x

When configuring Git hooks for Business Central on Red Hat OpenShift Container Platform 4.x, you can now configure SSH authentication for access to custom Git repositories. For more information about preparing Git hooks for deployment, see [Preparing Git hooks](#) in **Deploying a Red Hat Decision Manager environment on Red Hat OpenShift Container Platform using Operators**.

2.4.4. Metering labels for images in Red Hat OpenShift Container Platform

Red Hat Decision Manager images for Red Hat OpenShift Container Platform now have labels that enable the use of OpenShift metering. For more information about using metering, see [Metering](#) in Red Hat OpenShift Container Platform documentation.

第3章 SUPPORT AND COMPATIBILITY

This section highlights supported version updates in Red Hat Decision Manager 7.8.

3.1. FUSE INTEGRATION

Red Hat Fuse 7.6 is supported on Red Hat JBoss EAP 7.2, whereas Red Hat Decision Manager is supported on Red Hat JBoss EAP 7.3. To ensure a stable deployment environment, install Fuse and Red Hat Decision Manager on different instances of Red Hat JBoss EAP according to the supported Red Hat JBoss EAP versions.

3.2. SUPPORT FOR RED HAT JBOSS ENTERPRISE APPLICATION PLATFORM 7.3

You can now install Red Hat Decision Manager on Red Hat JBoss Enterprise Application Platform 7.3. For more information about installing Red Hat Decision Manager on Red Hat JBoss Enterprise Application Platform 7.3, see [Installing and configuring Red Hat Decision Manager on Red Hat JBoss EAP 7.3](#).

3.3. SUPPORT FOR RED HAT JBOSS WEB SERVER 5.3

You can now install Red Hat Decision Manager on Red Hat JBoss Web Server 5.3. For more information about installing Red Hat Decision Manager on Red Hat JBoss Web Server 5.3, see [Installing and configuring Red Hat Decision Manager on Red Hat JBoss Web Server](#).

第4章 DEPRECATED COMPONENTS

The components listed in this section have been deprecated.

4.1. LEGACY TEST SCENARIOS TOOL

The legacy Test Scenarios tool was deprecated in Red Hat Decision Manager 7.3.0. It will be removed in a future Red Hat Decision Manager release. Use the new Test Scenarios designer instead.

4.2. SUPPORT FOR RED HAT OPENSIFT CONTAINER PLATFORM 3.X

From Red Hat Decision Manager version 7.5, images and templates for Red Hat OpenShift Container Platform 3.x are deprecated. The deprecated images and templates are not supported with new features but remain available until the end of Red Hat OpenShift Container Platform version 3.x support. For more information about the full support lifecycle phase for Red Hat OpenShift Container Platform version 3.x, see [Red Hat OpenShift Container Platform Life Cycle Policy \(non-current versions\)](#).


Consider deploying Red Hat Decision Manager using the operator on Red Hat OpenShift Container Platform 4.x.

4.3. LEGACY PROCESS DESIGNER

The legacy process designer in Business Central was deprecated in Red Hat Decision Manager since 7.6.0. The legacy process designer will not receive any new enhancements or features. If you intend to use the new process designer, start migrating your processes to the new designer. and create new processes in the new process designer. For information about migrating projects to the new designer, see [Managing projects in Business Central](#).

第5章 TECHNOLOGY PREVIEW

This section lists features that are in Technology Preview in Red Hat Decision Manager 7.8. Business Central includes an experimental features administration page that is disabled by default. To enable this page, set the value of the **appformer.experimental.features** property to **true**.



重要

These features are for Technology Preview only. Technology Preview features are not supported with Red Hat production service level agreements (SLAs), might not be functionally complete, and Red Hat does not recommend to use them for production. These features provide early access to upcoming product features, enabling customers to test functionality and provide feedback during the development process.

For more information on Red Hat Technology Preview features, see [Technology Preview Features Scope](#).

5.1. RED HAT OPENSIFT CONTAINER PLATFORM 4.X DEPLOYMENT ON RESTRICTED NETWORKS

You can use Operator Lifecycle Management to deploy Red Hat Decision Manager on Red Hat OpenShift Container Platform 4.x on restricted networks that do not have a connection to the public Internet.

For more information about deployment in a restricted network, see [Deploying a Red Hat Decision Manager environment on Red Hat OpenShift Container Platform using Operators](#).

5.2. DEPLOYING A HIGH-AVAILABILITY AUTHORIZING ENVIRONMENT ON RED HAT OPENSIFT CONTAINER PLATFORM 4.X

You can deploy a high-availability Red Hat Decision Manager authoring environment on Red Hat OpenShift Container Platform 4.x using the operator.

5.3. OPENSIFT OPERATOR INSTALLER WIZARD

An installer wizard is provided in the OpenShift operator for Red Hat Decision Manager. You can use the wizard to deploy a Red Hat Decision Manager environment on Red Hat OpenShift Container Platform with the operator.

第6章 KNOWN ISSUES IN RED HAT DECISION MANAGER 7.8.0

This section lists known issues with Red Hat Decision Manager 7.8.

6.1. BUSINESS CENTRAL

In guided decision table, the verifier feature does not work properly for columns with the Date data type [[RHDM-1399](#)]

Issue: In a guided decision table, the verifier feature displays an error when you open a table that contains a specific combination of template keys in the **actions** column. These template keys are associated with the **Date** data type.

Workaround: None.

You cannot select the cell of a guided decision table [[RHDM-1398](#)]

Issue: You cannot select the data cell of a guided decision table with the help of a mouse.

Steps to reproduce:

1. In Business Central, go to **Menu → Design → Projects** and click **Mortgages**.
2. Open the **Pricing loans** guided decision table.
3. Click the data cell of the guided decision table.

Expected result: You can select the data cell of the guided decision table with the help of a mouse.

Actual result: You cannot select the data cell of the guided decision table with the help of a mouse.

Workaround: You can select the header cell using mouse and then navigate into the data cells with help of keyboard arrow keys.

You cannot use undo and redo keyboard shortcut keys in the grid editor [[RHDM-1397](#)]

Issue: You cannot perform undo (Ctrl+Z) or redo (Ctrl+Shift+Z) operation in the grid editor with the help of keyboard shortcut keys.

Steps to reproduce:

1. Create a new DMN diagram.
2. Add two decision nodes.
3. Press (Ctrl+Z).
One decision node is removed.
4. Navigate to the grid editor of the remaining node.
5. Add some context entries.
6. Press (Ctrl+Z).
The same context is present.

Expected result: You can use undo and redo keyboard shortcut keys in the grid editor.

Actual result: You cannot use undo and redo keyboard shortcut keys in the grid editor.

Workaround: The **Undo** button from toolbar works correctly.

You cannot convert the rule names from guided decision table into a spreadsheet decision table [RHDM-1396]

Issue: You cannot convert the rule names from a guided decision table into spreadsheet decision table (XLS).

Steps to reproduce:

1. In Business Central, go to **Menu → Design → Projects** and click **Mortgages**.
2. Open the **Pricing loans** guided decision table.
3. In **Columns** tab, display the rule name column.
4. In **Model** tab, set some custom rule names.
5. Save the guided decision table.
6. Convert the guided decision table into **XLS** file via toolbar button.
7. Open the generated **XLS** file, click **Source** tab, and verify the rule names.

Expected result: Custom rule names are correctly converted from guided decision table into spreadsheet decision table (XLS).

Actual result: Custom rule names are not correctly converted from guided decision table into spreadsheet decision table (XLS).

Workaround: None.

The performance for DMN-based test scenario is degraded when the tested DMN model includes a PMML model [RHDM-1415]

Issue: When you create a test scenario for a DMN model which includes a PMML model, the validation and creation of a test scenario takes time and the performance is degraded.

Steps to reproduce:

1. Import a project in Business Central.
2. Create a DMN-based test scenario including DMN model, which contains PMML model.
3. Click **OK**.
Tests run slow and test scenario takes too much time to validate.

Workaround: None.

Assets are not properly indexed for clustered Business Central environment [RHPAM-3089]

Issue: When you install Red Hat Data Grid, AMQ Broker, and Business Central in a clustered environment, you receive warnings and error related to indexing.

Steps to reproduce:

1. Install Red Hat Data Grid and AMQ Broker.
2. Configure Red Hat Data Grid and AMQ Broker.
3. Configure Business Central in a cluster.
4. Start Business Central.
5. Select **Menu → Design → Projects**
6. Open the **MySpace** space.
7. Add a new project.
8. Click **Add Asset**.
The **Assets** window appears.
9. Add an asset in the project and save.
10. Return back to the project window.
Newly added asset disappears.
11. Check Red Hat Data Grid and Business Central logs.
You receive an error messages related to indexing.

Workaround: None.

Custom export functionality is not supported in the Red Hat Decision Manager [[RHDM-1402](#)]

Issue: Custom export functionality requires at least one page to export the dashbuilder related data. In Red Hat Decision Manager, you cannot create any custom pages.

Workaround: None.

6.2. INSTALLER

The Red Hat Decision Manager installer contains references to Red Hat JBoss Web Server 5.2 [[RHPAM-3077](#)]

Issue: When you run the Red Hat Decision Manager installer, the installation path step references to Red Hat JBoss Web Server 5.2 instead of Red Hat JBoss Web Server 5.3.

Workaround: None.

6.3. DMN DESIGNER

When you include a PMML 4.4 model into a DMN model and then save or validate the model, DMN throws an error [[RHDM-1400](#)]

Issue: You cannot include a PMML 4.4 model into a DMN model, the DMN model throws an error.

Steps to reproduce:

1. Create a new empty project in Business Central.
2. Create an empty DMN model.

3. Import one PMML asset with the 4.4 version into the project.
4. Open the DMN model.
5. Select the **Included Models** tab.
6. Click the **Include Model** and select the PMML 4.4 model.
7. Click **Include**.

Expected result: You can include a PMML 4.4 model into a DMN model.

Actual result: You cannot include a PMML 4.4 model into a DMN model.

Workaround: None

When you try to invoke a Business Knowledge Model (BKM) function from included DMN model, the validation fails [[RHDM-1395](#)]

Issue: You can not call the BKM function imported from another DMN model, which is aliased with the name containing . characters. If you try to invoke BKM function, the validation fails.

Steps to reproduce:

1. Create an empty **Salary.dmn** DMN model.
2. Create an another empty **WorkingHours.dmn** DMN model.
3. Import **WorkingHours.dmn** DMN model into **Salary.dmn** DMN model.
4. Set an alias for **WorkingHours.dmn** model by including . character. For example, **working.hours.model**.
5. Validate the model.
You receive an error message.

Workaround: None

6.4. RED HAT BUSINESS OPTIMIZER

In Constraint Streams API, the performance of incremental score calculations is degraded using `groupBy()` method [[RHDM-1385](#)]

Issue: When you use the **groupBy()** method in Constraint Streams API, the performance of incremental score calculations is degraded on a high level.

Workaround: You can use the DRL score calculations.

6.5. RED HAT OPENSIFT CONTAINER PLATFORM

Business Central pod fails to start when `known_host` file is missing from the Git hook secret [[RHPAM-3056](#)]

Issue: The Business Central pod fails to start and remains stuck at **Container Creating** status if the **known_host** file is missing from the Git hook secret.

Steps to reproduce:

1. Create the following post-commit script.

```
cat post-commit
#!/usr/bin/sh
echo "running post-commit git hook"
git clone git@github.com:Sgitario/kjar-examples.git
```

2. Upload this post-commit file into the Openshift.

```
oc create configmap githook-post-commit --from-file=post-commit=post-commit
```

3. Create the Git hook secret.

```
oc create secret generic githook-ssh-key-secret --from-file=id_rsa=/mypath/.ssh/id_rsa
```

Expected result: Business Central pod does not fail even after the Git hook secret is missing some configurations.

Actual result: Business Central pod fails to start and remains stuck at **Container Creating** status.

Workaround: Specify the following **known_host** file and create the Git hook secret again.

```
oc create secret generic githook-ssh-key-secret --from-file=id_rsa=test_manual/.ssh/id_rsa --from-
file=known_hosts=test_manual/.ssh/known_hosts
```

第7章 FIXED ISSUES IN RED HAT DECISION MANAGER 7.8.0

Red Hat Decision Manager 7.8.0 provides increased stability and fixed issues listed in this section.

7.1. BUSINESS CENTRAL

- In Business Central, you can not re-enable the clone project using http [[RHPAM-2721](#)]
- An unexpected conflicting row error occurs when you try to modify guided decision table [[RHPAM-2673](#)]

7.2. DECISION ENGINE

- In DMN model, you can generate a strongly typed code for DMNContext and DMNResult with the help of codegen facility [[RHDM-1323](#)]

7.3. RED HAT OPENSIFT CONTAINER PLATFORM

- You cannot deploy immutable KIE Server environments on Red Hat OpenShift Container Platform using Operators [[RHPAM-2942](#)]
- Product environment fails to deploy on Amazon Web Services (AWS) with AWS Elastic Block Storage (EBS) because of AWS EBS volume plugin lack of support for **ReadWriteMany (RWX)** persistent volume access mode [[RHPAM-2480](#)]

7.4. DMN DESIGNER

- In a decision table, when you create a simple decision node, an unnecessary **typerRef** error is generated [[RHDM-1291](#)]
- When you use a decision table with a **ContextEntry** value along with Business Knowledge Model (BKM), validation of DMN model fails and you receive an error message [[RHDM-1281](#)]
- Boxed list expression type is not supported [[RHDM-1271](#)]
- Business Knowledge Model (BKM) does not support the maximum length for description text area [[RHDM-1261](#)]
- The **Properties** panel is not refreshed when you select a top level decision table output header [[RHDM-1247](#)]
- DMN decision node does not support the maximum length of the text area used for entering long question [[RHDM-1228](#)]
- When you open a DMN diagram that does not contain layout information, nodes are all in the same position [[RHDM-1150](#)]

第8章 KNOWN ISSUES IN RED HAT DECISION MANAGER 7.8.1

This section lists known issues with Red Hat Decision Manager 7.8.1.

8.1. BUSINESS CENTRAL

A system error occurs when you add a deployment unit [[RHPAM-3111](#)]

Issue: When you add a deployment unit and manually enter incorrect GAV values, you receive an unexpected system error.

Steps to reproduce:

1. In Business Central, go to **Menu → Deploy → Execution Servers**
2. Under **Deployment Units**, click **Add Deployment Unit**.
3. Enter the non existent GAV values manually.
4. Select the **Start Deployment Unit?** check box to start the service.
5. Click **Finish**.
You receive an unexpected system error.

Workaround: None.

The wait spinner is not present when you add a deployment unit, manually enter GAV values, and confirm the alert window [[RHPAM-3114](#)]

Issue: The wait spinner is not present after confirming the pop-up. You can modify the GAV values while the deployment is in progress.

Steps to reproduce:

1. In Business Central, go to **Menu → Deploy → Execution Servers**
2. Under **Deployment Units**, click **Add Deployment Unit**.
3. Enter the non existent GAV values manually.
4. Select the **Start Deployment Unit?** check box to start the service.
5. Click **Finish**.
6. In the **Save Container Spec** pop-up, click **OK**.
The alert window disappears and you can modify the GAV values while the deployment is in progress.

Expected result: The wait spinner is present after confirming the alert window.

Actual result: The wait spinner is not present after confirming the alert window.

Workaround: None.

When you apply constraint to a DMN data type, you receive an error in the scenario simulation [[RHDM-1435](#)]

Issue: When you apply a constraint to a DMN data type, you receive **Wrong column mapping** error pop-up in the scenario simulation.

Steps to reproduce:

1. In Business Central, go to **Menu → Design → Projects**
2. Click **Try samples**.
3. Open **Traffic_Violation** project.
4. Open **Traffic Violation** DMN file and select **Data Types** tab.
5. To modify the **tViolation** data type, click **tViolation**.
6. To add the constraints to the **tViolation** data type, click the edit icon, click **Add Constraints**.
7. Select **Enumeration** from the **Select constraint type** pull-down menu and add **50, 90**, and, **130** in the fields.
8. Click **OK**, then click the check mark to the right of the **tViolation** data type to save your changes.
9. Click **Save** and close the DMN editor.
10. Open **Violation Scenarios** test scenario.
You receive **Wrong column mapping** error pop-up.

Workaround:

1. From the Test Scenario designer toolbar on the upper-right, click **Export** and export the **.CSV** file.
2. Click the affected property column header.
3. Select the property from the **Test Tools** panel again.
4. Confirm the pop-up to delete the values.
5. Import the originally exported **.CSV** file.

You cannot save a file when you try to rename the package from the source code [[RHPAM-3119](#)]

Issue: When you try to rename a package from the source code and close the editor before the reload is complete, you see an **Unsaved changes** error even when the data object is already saved in the new package.

Steps to reproduce:

1. Open Business Central.
2. Open any project.
3. Create a data object.
4. In the **Source** tab of a data object, change the package name.

5. Click **Save**.
6. In the **Information** alert window, click **+ Yes, Move** and confirm the changes.
You see **Item successfully renamed** notification.
7. Close the editor.
You receive **Unsaved changes** error.

Workaround: None.

8.2. INSTALLER

When you are auto installing Red Hat Decision Manager on Red Hat JBoss EAP, Red Hat Decision Manager installer tries to configure properties for Red Hat JBoss Web Server [RHPAM-3150]

Issue: Red Hat Decision Manager installer tries to configure properties for Red Hat JBoss Web Server when you are auto installing on Red Hat JBoss EAP. Automated installer is not checking the conditions and executing Red Hat JBoss Web Server related steps even though the users are using installation script with Red Hat JBoss EAP.

Steps to reproduce:

1. Run Red Hat Decision Manager installer with the default options.
2. Use Red Hat JBoss EAP as an installation container.
3. Complete the installation, generate an installation script, and name it as **auto.xml**.
4. Clean the used Red Hat JBoss EAP container and run the installation again using the generated installation script:

```
java -jar rhdm-installer-7.8.x.jar auto.xml -variables
rhdm.username=rhbaUser,rhdm.password=bpmsAdmin123$
```

5. Run the installed Red Hat Decision Manager.

Expected result: Red Hat Decision Manager installer is not trying setup any Red Hat JBoss Web Server related properties and installation on Red Hat JBoss EAP using automated script succeeds.

Actual result: Red Hat Decision Manager installer tries to setup Red Hat JBoss Web Server related properties and installation on Red Hat JBoss EAP using automated script fails.

Workaround: Install manually. Do not use the generated script for Red Hat JBoss EAP.

8.3. FORM MODELER

Document upload feature does not work on Windows [RHPAM-3117]

Issue: In Windows, with the **Document** form field, you cannot upload documents that are required as part of a form or process.

Steps to reproduce:

1. Set the document marshalling strategy.

2. Create a document variable in a business process.
3. Map the task inputs and outputs to the document variable.

Expected result: Document upload feature is working on Windows.

Actual result: Document upload feature is not working on Windows.

Workaround: None.

8.4. RED HAT OPENSIFT CONTAINER PLATFORM

S2I build ignores Java virtual machine (JVM) properties [[RHDM-1419](#)]

Issue: S2I build fails because the KJAR files and its dependencies are uploaded in Nexus which are accessible via HTTPS and they are signed by a self-signed certificate.

Workaround: None.

第9章 FIXED ISSUES IN RED HAT DECISION MANAGER 7.8.1

Red Hat Decision Manager 7.8.1 provides increased stability and fixed issues listed in this section.

9.1. BUSINESS CENTRAL

- The performance of a DMN-based test scenario is degraded when the tested DMN model includes a PMML model [[RHDM-1415](#)]
- In scenario simulation, the **Test Tools** panel on the right side displays the name of a field instead of the type [[RHDM-1153](#)]
- KIE Server uses comma instead of semicolon as a separator for HTTP media type parameters [[RHPAM-3086](#)]
- When you create a deployment unit and manually enter GAV values, you receive "GAV not found in the Maven repository" error message [[RHPAM-3046](#)]
- When you save a BPMN file, Git commit history shows invalid username for SVG file [[RHPAM-3007](#)]
- You cannot access Business Central when you change the settings of the role with the user containing a dot (.) character [[RHPAM-2981](#)]
- When you convert an XLS spreadsheet decision table to a guided decision table, an exception error occurs [[RHPAM-2939](#)]
- In Business Central, you cannot upload **WorkItemHandler** archetype [[RHPAM-2889](#)]
- When a project displays an incorrect number of assets, then create another project with the same name [[RHDM-1413](#)]
- Keyboard navigation fails in guided decision table [[RHDM-1394](#)]
- In a guided rule template, **Date** field in the **Data** tab displays incorrect date [[RHDM-1368](#)]
- You cannot save a file when you try to change the package in the source code of a data object [[RHDM-1336](#)]

9.2. DECISION ENGINE

- An accumulate with more than one binding is generated incorrectly in the executable model [[RHDM-1423](#)]
- When you use binding variables for properties in constraints, the rules are evaluated in class reactive [[RHDM-1387](#)]

9.3. INSTALLER

- The Red Hat Decision Manager installer contains references to Red Hat JBoss Web Server 5.2 [[RHPAM-3077](#)]

9.4. OFFLINE MAVEN REPOSITORY

- Maven build using offline repository fails in offline environment and displays dependency error message [[RHDM-1283](#)]

9.5. RED HAT OPENSIFT CONTAINER PLATFORM

- When you deploy multiple KIE applications using Red Hat OpenShift Container Platform, duplicate Business Central links are generated [[RHPAM-3055](#)]

付録A VERSIONING INFORMATION

Documentation last updated on Tuesday, March 8, 2022.